

A  
Bray  
High  
Performance  
Company

# Flow-Tek

A Subsidiary of BRAY INTERNATIONAL, Inc.

## 3 & 2 Piece Full Port Ball Valves 1" - 10" Flush Bottom Design



### Tank Series

Model TK7000  
Model TK8000  
Model TKF15

The Flow-Tek Tank Series ball valves are welded flush to the tank bottom, providing a fast, unrestricted drainage of tank media. The valves are available in a wide selection of seat materials to meet a full range of applications.

The **Secure Mount** integrally cast top flange ensures positive actuator mounting. Actuation equipment can easily be removed while the valve is under full line pressure.

Flow-Tek's **Interchangeable Family** of valves offer advanced design features including interchangeable parts, preci-

sion ball, heavy-duty body, *Smart Stem*, double lock-nut design, safety trigger handle and locking device.

#### TK7000: 316SS

#### TK8000: WCB

These models feature a 3 piece swing out body design that eases installation and field maintenance.

#### TKF15: 316SS or WCB, ANSI Class 150

An economical 2 piece flanged by butt weld valve, the TKF15 is ideally suited for larger tanks, offering major cost savings over the 3 piece models.

#### End Connections

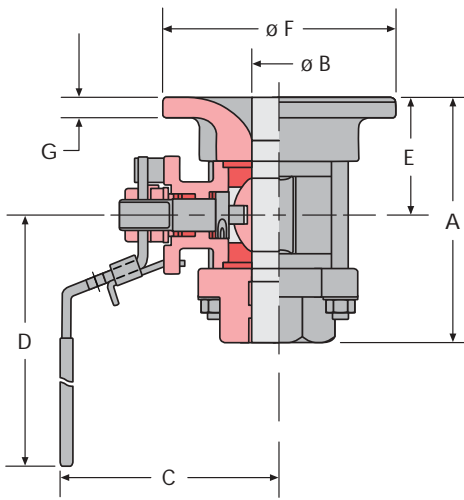
- Treaded
- Socket Weld
- Butt Weld
- ANSI 150 Flanged
- Quick Clamp - Sanitary
- Tube O.D.

#### Size Range

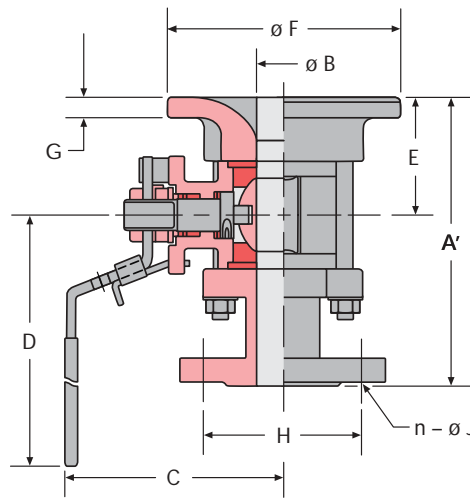
TK7000: 316SS 1" - 6"  
TK8000: WCB 1" - 6"  
TKF15: 316SS or WCB  
2 1/2" - 10"

## DIMENSIONS Models TK7000 (316SS), TK8000 (WCB)

Size ins mm	A	A'	B	C	D	E	F	G	H	n	J	K	L	M	P	R	S	W	Weight* lbs. kg.
1 25	3.50 89	4.68 119	1.00 25	3.43 87	7.87 200	1.69 43	3.60 91	0.343 8.7	3.12 79	4	0.62 16	0.50 13	0.80 20	0.315 8.0	0.44 11	1.392 35.4	1.392 35.4	1/4-20UNC —	4 2
1½ 40	4.63 118	6.22 158	1.50 38	4.13 105	9.84 250	2.21 56	5.38 137	0.50 12.7	3.88 99	4	0.62 16	0.55 14	0.92 23	0.374 9.5	0.63 16	1.949 49.5	1.949 49.5	5/16-18UNC —	9 4
2 50	5.29 134	7.01 178	2.00 51	4.53 115	9.84 250	2.50 63	6.00 152	0.625 15.9	4.75 121	4	0.75 19	0.55 14	0.92 23	0.374 9.5	0.63 16	1.949 49.5	1.949 49.5	5/16-18UNC —	14 6
3 80	7.95 202	9.03 229	3.00 76	6.42 163	15.35 390	3.98 101	10.00 254	0.688 17.5	6.00 152	4	0.75 19	1.75 45	3.07 78	0.669 17.0	1.10 28	3.543 90.0	1.874 47.6	1/2-13UNC —	44 20
4 100	9.72 247	12.14 308	4.00 102	7.09 180	15.35 390	5.19 132	11.38 289	0.94 23.9	7.50 191	8	0.75 19	1.75 45	3.07 78	0.669 17.0	1.10 28	3.543 90.0	1.874 47.6	1/2-13UNC —	70 32
6 150	—	14.95 380	6.00 152	12.20 310	43.30 1100	7.19 183	12.10 307	1.00 25.4	9.50 241	8	0.88 22	1.65 42	3.54 90	1.02 25.9	1.71 44	3.375 85.7	3.375 85.7	1/2-13UNC —	150 68



THREADED END

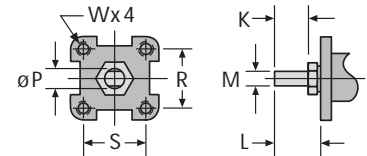


FLANGED END

\*Weights are approximate. Valve end connections vary in weight.

Consult factory for 8" valve dimensions.

Model TK7000, 316 SS, has 316L Tank Pad for ease of welding.



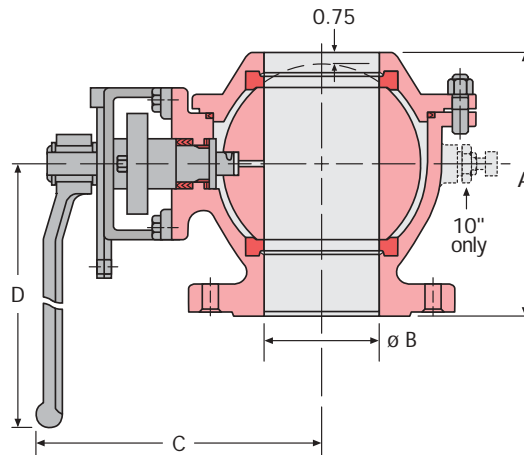
### ACTUATOR MOUNTING

**Note:** verify the dimensions before manufacturing mounting hardware.

## DIMENSIONS Model TKF15

Size ins mm	A	B	C	D	Weight* lbs. kg.
2½ 65	5.84 148	2.50 64	6.22 158	15.40 391	27 12
3 80	6.85 174	3.00 76	6.54 166	15.40 391	35 16
4 100	8.25 210	4.00 102	7.20 183	15.40 391	58 26
6 150	12.97 329	6.00 152	11.22 285	39.00 991	90 41
8 200	15.00 381	7.87 200	CF	CF	200 91
10 250	18.51 470	9.84 250	CF	CF	375 170

Consult factory for 12" valve dimensions.



FLANGED BY BUTT WELD

For pressure/temperature specifications and materials for valve Models TK7000 & TK8000 please refer to Flow-Tek brochure 3PC.

For Model TKF15 specifications refer to brochure F15/F30.

### PRESSURE RATINGS

TK7000 / TK8000

1" - 4": 1000 psi WOG


6" - 10": 400 psi WOG

ANSI CLASS 150

Model TKF15, 316SS = 275 psi

Model TKF15, WCB = 285 psi

With special packing, TKF15 valves comply with API 607 4th Edition.



# Flow-Tek

A Subsidiary of BRAY INTERNATIONAL, Inc.  
11850 Tanner Road Houston, Texas 77041  
832.912.2300 Fax: 832.912.2301

www.flow-tek.com

All statements, technical information, and recommendations in this bulletin are for general use only. Consult Flow-Tek representatives or factory for the specific requirements and material selection for your intended application. The right to change or modify product design or product without prior notice is reserved.

© 2003 Flow-Tek, Inc.

TK7

9/03